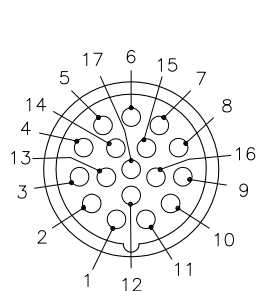
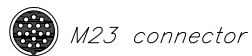
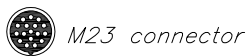
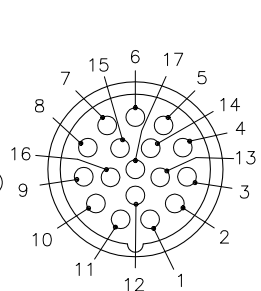


MALE END VIEW (P1)

FEMALE END VIEW (J1)

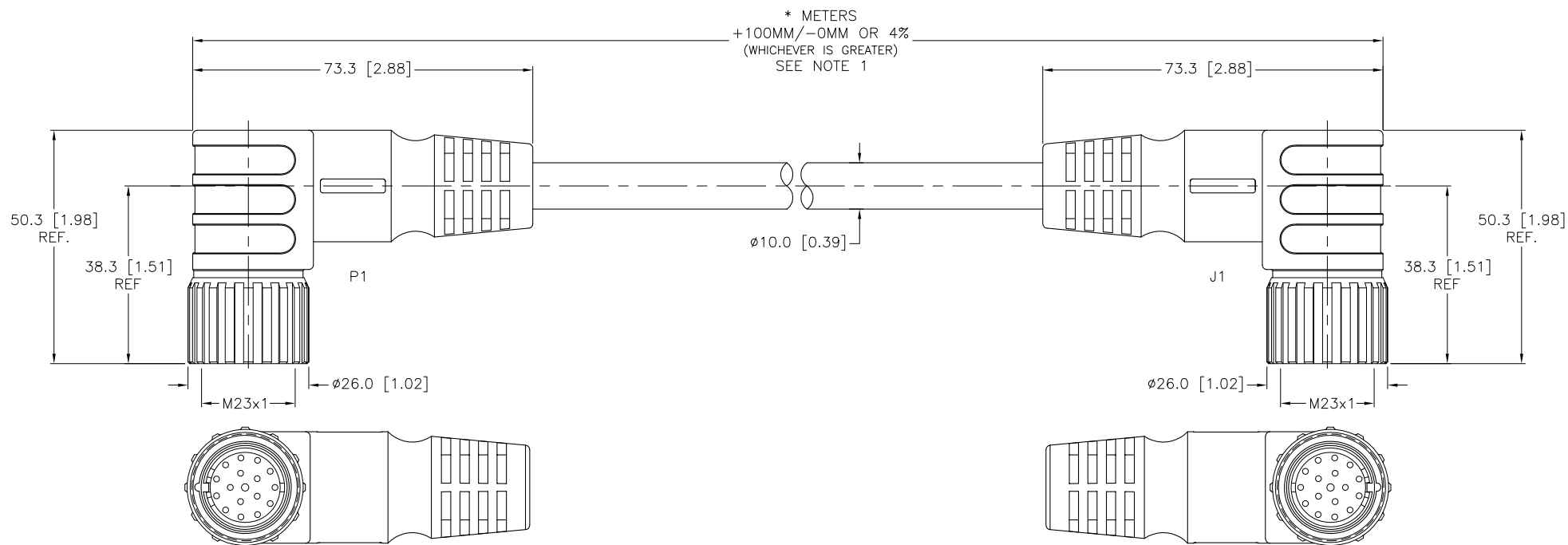


- 1 = WHITE/BLACK
- 2 = N/C
- 3 = BLACK/WHITE
- 4 = WHITE/RED
- 5 = RED/WHITE
- 6 = ORANGE/WHITE
- 7 = N/C
- 8 = N/C
- 9 = DRAIN (from ORG/WHT)
- 10 = N/C
- 11 = WHITE/ORANGE
- 12 = N/C
- 13 = GREEN/WHITE
- 14 = N/C
- 15 = JUMPER TO PIN 16
- 16 = JUMPER TO PIN 15
- 17 = WHITE/GREEN



SPECIFICATIONS

CONTACT CARRIER MATERIAL/COLOR	NYLON or PBT/GRAY
MOLDED HEAD MATERIAL/COLOR	TPU/BLACK
CONTACT MATERIAL/PLATING	BRASS/GOLD
COUPLING NUT MATERIAL/PLATING	BRASS/NICKEL
RATED CURRENT [A]	2.0 A
RATED VOLTAGE [V]	150 V
OUTER JACKET MATERIAL/COLOR	PVC/PLUM
CONDUCTOR INSULATION MATERIAL	PVC
NUMBER OF CONDUCTORS [AWG]	8x22 AWG, 1x18 AWG GROUND
DRAIN/SHIELD	5x22 AWG DRAINS/ALUMINUM FOIL SHIELDED
CONDUCTOR ARRANGEMENT	4 SHIELDED TWISTED PAIR W/DRAIN, 1 GND, 1 DRAIN
TEMPERATURE RANGE	-40°C to +105°C (-40°F to +221°F)
PROTECTION CLASS	IEC IP67



SOURCE DRAWING - FOR REFERENCE ONLY

NOTES:

- "*" INDICATES CABLE LENGTH IN METERS. CONTACT TURCK TO ORDER SPECIFIC LENGTHS.
- "/CS12232" DESIGNATES CUSTOM CABLE WITH CUSTOM PINOUT.

RELATED DOCUMENTS 1. 2. 3. 4.	3RD ANGLE PROJECTION	THIS DRAWING IS PROPERTY OF TURCK INC. USE OF THIS DOCUMENT WITHOUT WRITTEN PERMISSION IS PROHIBITED.	3000 CAMPUS DRIVE MINNEAPOLIS, MN 55441 1-800-544-7769 (763) 553-7300 (763) 553-0708 fax turck.com	
			DRFT RDS	DATE 12/19/08
MATERIAL SEE SPECIFICATIONS	ALL DIMENSIONS DISPLAYED ON THIS DRAWING ARE FOR REFERENCE ONLY	DSGN	SCALE NONE	IDENTIFICATION NO.
FINISH SEE SPECIFICATIONS		UNIT OF MEASUREMENT MILLIMETER [INCH]		
B DRAWING PROCESSED AS PART OF ECO 33971		CBM	04/07/11	33971
REV	DESCRIPTION	BY	DATE	ECO NO.
DO NOT SCALE THIS DRAWING		FILE: 777023596		SHEET 1 OF 1